


CLINCH KNOT

CLINCH KNOT

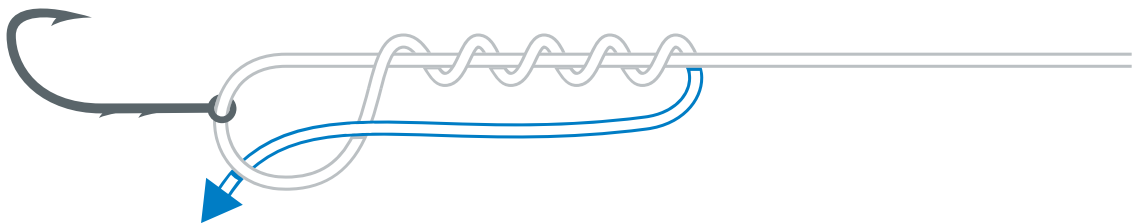
The Clinch Knot is used to tie on hooks & lures. After a few practices this becomes an easy & reliable knot to tie. For a stronger knot, repeat step one.




- 1** Feed your line through the eye of the hook.



- 2** Wrap your line at least five times around.



- 3** Feed your line through the loop at the hook.



- 4** Feed your line back through the top loop.



- 5** Hold both ends & pull the main line to tighten. Trim off any excess line.