

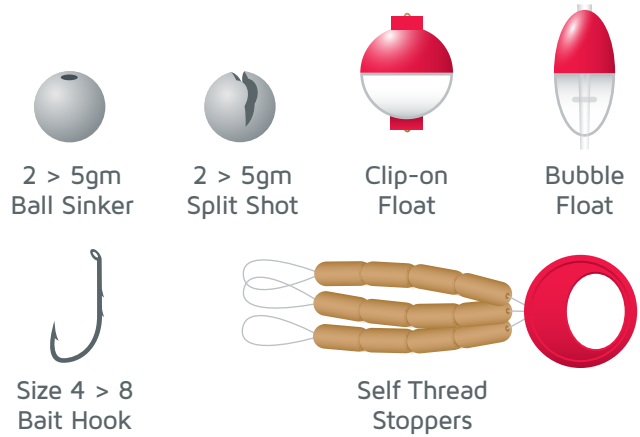
# BAIT FISHING

Two common methods used for of bait fishing are a running sinker & floats. Bubble floats can be partially filled with water to lower the resistance fish feel when taking your bait. Clip-on floats don't require stoppers & are quick easy to attach.

Shore based fishing around Lake Jindabyne usually takes place in shallow bays & inlets.

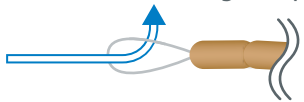
Trout are sensitive to anything that doesn't feel natural when feeding, so fishing with light gear & minimal resistance is ideal to increase your chances at catching trout.

## TACKLE

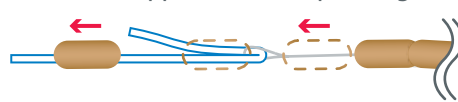


## SELF THREAD STOPPERS

1 Feed line through loop

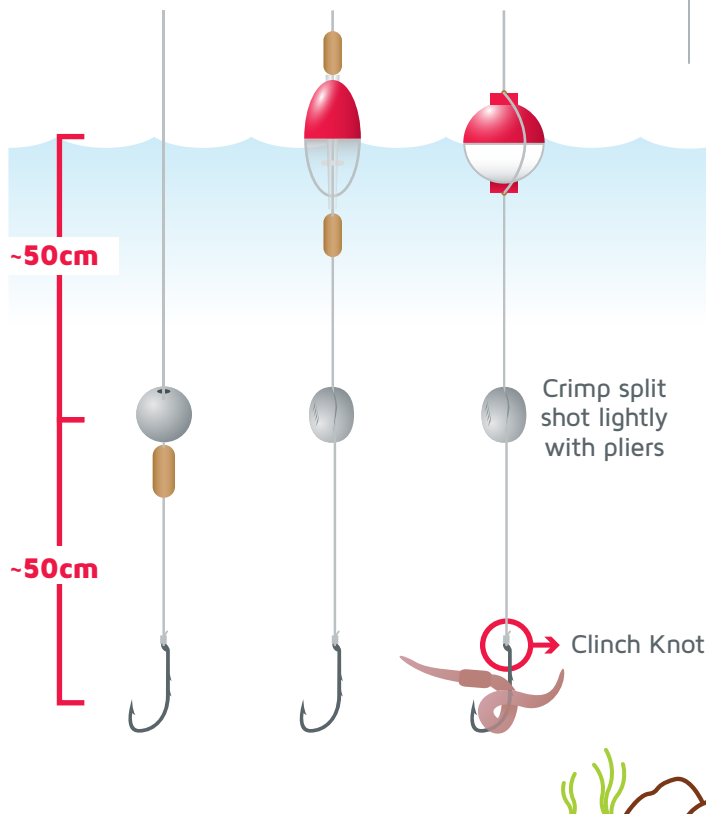


2 Slide stopper onto line past tag end



## WORMS

Worms are best fished near the bottom using a running sinker or under a float in shallow areas. Loop the worms over the hook a couple of times so it appears coiled & wriggling. Lengthen your rig by sliding your split shot & float up your line.



## POWERBAIT

Powerbait is a bouyant trout bait. Mold the powerbait around the hook so it is completely hidden. You can use a single hook, or two hooks and combine a worm on your top hook & powerbait on your bottom hook, this is a good method to see which bait type works at different times & places around the lake.

