

## SURGEON'S KNOT

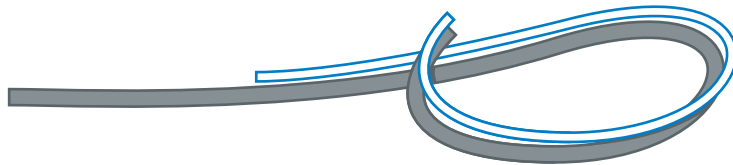
The Surgeons knot is a very simple & reliable knot to tie. Commonly used to tie paternoster rigs during seasonal spawning times when using egg patterns & glow-bugs.

MAIN LINE


LINE / LEADER




- 1 Overlap the working end of both lines.



- 2 Make a loop holding both lines together.



- 3 Tie an overhand knot keeping the two lines together, pulling your leader line all the way through.



- 4 Pass the two line through again for a Surgeon's knot. Make a third pass through for increased strength with lighter tippetts.



- 5 Pull all four strands to tighten & trim the tag ends. Finished knot should resemble a figure 8.